


Class of 2016 Profile (as of July 1, 2012)



Rhodes College
—1848—

At Rhodes, your application is evaluated on many factors, not just numbers. We thoroughly review every application to learn what makes each student unique. The following information is a statistical representation of our first-year students. In addition to course selection, grades and test scores, we value a variety of qualities such as leadership, initiative, creativity and talent, along with ethnic, socio-economic, geographic, and gender diversity. Because Rhodes has a long history of a student-run Honor System, we also look for evidence of integrity and positive contributions to the community and society in general. We welcome the chance to speak one-on-one with prospective students as they consider whether Rhodes is the right college for them.



Admission Statistics

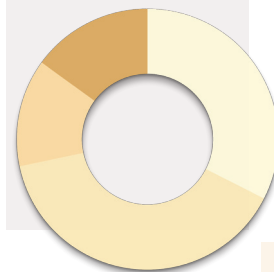
4,302 applications were received

2,295 students were accepted, or 53% of the applicant pool

578 students are committed to enroll this fall: 11 transfers and 567 first-year students

Multicultural Students

- African American (28 students)
- Asian (53 students)
- Hispanic (23 students)
- Other (19 students)



Multicultural Students make up 21% (123 students) of the class of 2016

Academic Credentials for the Class of 2016

50% ranked in the top 10% of their class

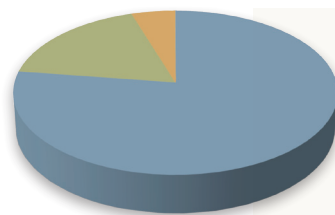
54% attended public high schools, 46% private high schools

78% reported a grade point average equal to or above 3.5

The middle 50% range of SAT scores is 1200 to 1350, and ACT, 27 to 31

Grade Point Average

- < 2.99 (25) 4%
- 3.00 - 3.49 (100) 18%
- > = 3.50 (440) 78%



Standardized Test Scores

SAT 1460-1600, ACT 33-36 (55)


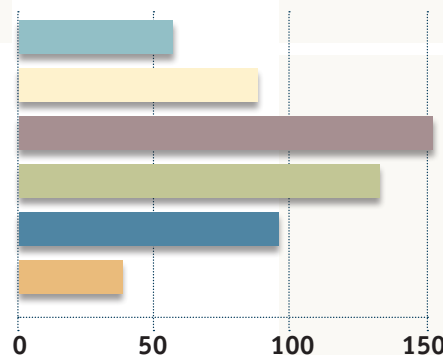
SAT 1360-1450, ACT 31-32 (84)

SAT 1280-1350, ACT 29-30 (151)

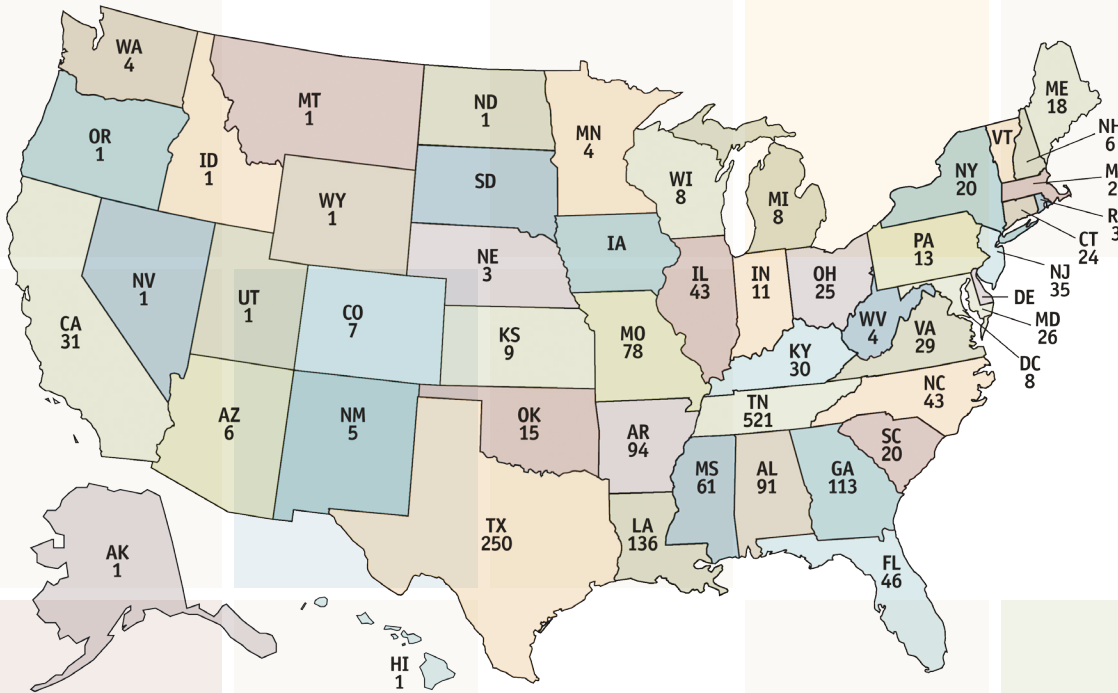
SAT 1210-1270, ACT 27-28 (139)

SAT 1130-1200, ACT 25-26 (97)

SAT < 1130, ACT < 25 (41)



Geographic Distribution of Current Rhodes Students—Fall 2012



U.S. Territories

Virgin Islands 1

International

China 41
 Japan 1
 Kenya 1
 Pakistan 2
 Switzerland 1
 Taiwan 1
 United Kingdom 1
 Vietnam 1
 Zambia 1

Majors/Minors

- African American Studies**
- Anthropology/Sociology
- Archaeology**
- Art

Concentrations in Art History and Studio Art

- Asian Studies**
- Biochemistry and Molecular Biology*
- Biology*
- Chemistry*
- Chinese Studies**
- Commerce and Business

Concentrations in General Business and International Business

- Computer Science
- Economics
- Economics/Commerce and Business***
- Economics and International Studies***
- Education**
- English

Concentrations in Literature and Literature and Creative Writing

- Environmental Science
- Environmental Studies
- Film Studies**
- French
- Gender and Sexuality Studies**
- German Studies

- Greek and Roman Studies
 Concentrations in Classical Studies, Greek, Latin, and Material Culture

- History
- History and International Studies***

- International Studies*
- Latin American Studies
- Mathematics
- Mathematics and Economics***
- Music
- Neuroscience*
- Philosophy
- Physics


- Political Economy*
- Political Science*
- Political Science and International Studies***
- Psychology
- Religious Studies
- Russian Studies
- Russian Studies and International Studies***
- Self-Designed Interdisciplinary Majors***
- Spanish

- Theatre
- Urban Studies

* Available only as a major

** Available only as a minor

*** Interdisciplinary majors



Contact

Rhodes College Office of Admission
 2000 North Parkway
 Memphis, Tennessee 38112-1690
 800-844-5969
adminfo@rhodes.edu

